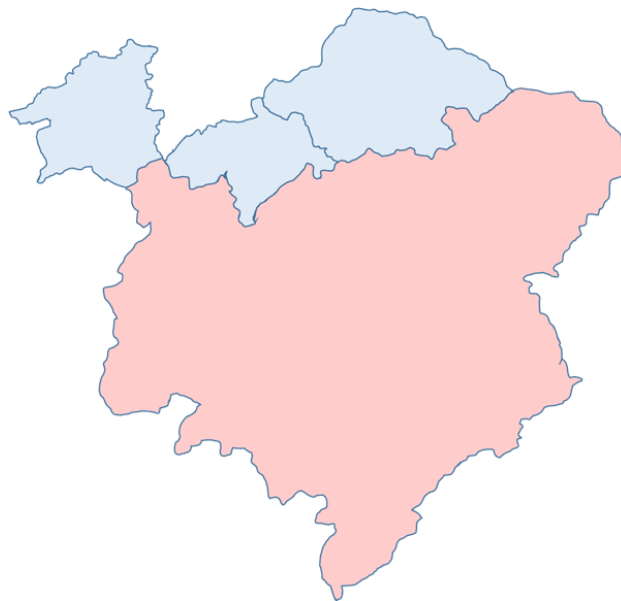




Scottish Borders Area Command

The Lothians and Scottish Borders



Policy Development and Scrutiny Panel

Quarter 3 – 2019/2020

The data provided in this report is for information purposes only and is not official crime statistics. This report has been generated to allow Partnership Members to conduct their scrutiny responsibilities. Due to delayed reporting or recording of crimes, incidents or road accidents and the management of crime enquiries, there is likely to be differences between the information in this report and the final Police Scotland statistics. It would not be appropriate to refer to, quote or use any data in this report as official statistics.



Our Vision

Sustained excellence in service and protection.

Our Purpose

To improve the safety and wellbeing of people, places and communities in Scotland.

Our Values

Integrity, Fairness and Respect.

Contents of Report

Lothian and Scottish Borders Division Policing Priorities	4
Introduction	5
 <u>Crime Data</u>	
<i>Lothian and Scottish Borders Divisional Crime Overview</i>	6
<i>Scottish Borders Crime Overview</i>	8
<i>Performance Summary Report</i>	10
 <u>Executive Summary</u>	
<i>Protecting People</i>	
- <i>Missing Persons</i>	
- <i>Domestic Abuse</i>	
- <i>Racially Aggravated Conduct</i>	
- <i>Sexual Crime (Group2)</i>	
<i>Reducing Violence, Disorder and Anti-Social Behaviour</i>	
- <i>Crimes of Violence (Group 1)</i>	
- <i>Reducing Anti-Social Behaviour</i>	
<i>Tackling Substance Misuse</i>	
- <i>Tackling Substance Misuse</i>	
<i>Road Safety</i>	
- <i>Road Safety</i>	
<i>Tackling Acquisitive Crime</i>	
- <i>Crimes of Dishonesty (Group 3)</i>	
- <i>Reducing Housebreaking</i>	
 <u>Other Quarterly Activity</u>	
<i>Scottish Borders CAT team – Q3 Update</i>	



**POLICE
SCOTLAND**
Keeping people safe
POILEAS ALBA

J Division Policing Priorities 2019/20



West Lothian

1. Protecting People
2. Reducing Antisocial Behaviour
3. Reducing Violence
4. Tackling Substance Misuse
5. Road Safety
6. Tackling Serious and Organised Crime
7. Tackling Acquisitive Crime

East Lothian

1. Reducing Antisocial Behaviour
2. Tackling Substance Misuse
3. Reducing Violence
4. Protecting People
5. Tackling Serious and Organised Crime
6. Making our Roads Safer
7. Reducing Housebreaking

Local Area Command Priorities

Scottish Borders

1. Protecting People
2. Reducing Violence, Disorder & Antisocial Behaviour
3. Tackling Substance Misuse
4. Road Safety
5. Tackling Serious Organised Crime
6. Tackling Acquisitive Crime

Midlothian

1. Tackling Substance Misuse
2. Protecting People
3. Reducing Violence
4. Making our Roads Safer
5. Reducing Antisocial Behaviour
6. Tackling Serious and Organised Crime
7. Reducing Housebreaking

J DIVISION PRIORITIES FOR POLICING

ENABLE, empower and develop our PEOPLE through the provision of support, training and the delivery of effective change

Work together with LOCAL communities and partners, to deliver a quality service which responds to their needs by;

- Protecting the most vulnerable people
- Reducing Violence & Anti-social behaviour
- Tackling Serious & Organised Crime
- Improving Road Safety
- Tackling Acquisitive Crime

Protecting vulnerable People

Supporting people considered vulnerable and working with partners to reduce harm

Working with communities

Engaging with the public and communities to build resilience and prevent crime

POLICE SCOTLAND PRIORITIES FOR

POLICING

Tackling cyber related Crime

Building Capability to address the threat from cyber related crime

Support for operational Policing

Delivering change that enables our people to deliver an effective and sustainable service

Introduction

Crimes and offences are grouped under recognised categories for statistical purposes. The Scottish Government defines these categories, as follows;

- Group 1 – Non Sexual Crimes of Violence
- Group 2 – Sexual Crimes
- Group 3 – Crimes of Dishonesty
- Group 4 – Fire-raising, Malicious Mischief etc.
- Group 5 – Other (Pro-activity) Crimes
- Group 6 – Miscellaneous Offences
- Group 7 - Offences Relating to Motor Vehicles

Police Scotland publishes management information on an annual and quarterly basis by local authority and police division, as well as at a national level. These reports are produced to demonstrate Police Scotland's commitment to transparency. Police Scotland publishes all of these reports on the 'Our Performance' section of the Police Scotland website.

The reports can be accessed here: <http://www.scotland.police.uk/about-us/our-performance/>

The Scottish Borders Policing Plan uses the following Police performance indicators, and these have been mirrored in the Scrutiny Report to maintain parity of understanding:

1. Protecting People
2. Reducing Violence, Disorder & Antisocial Behaviour
3. Tackling Substance Misuse
4. Road Safety
5. Tackling Serious Organised Crime
6. Tackling Acquisitive Crime

All figures quoted in this report are for the period April 2019 to December 2019 and are compared against the same reporting period from the previous year. Where figures are quoted on rate per 10,000 population, these are based on Scottish Border's population of **182,140 in 2018** (Scottish Government figures, published April 2019).

Lothian and Scottish Borders Divisional Crime Overview

Lothian and Scottish Borders Division	2018/19 Q3	2019/20 Q3	Per 10,000 Q3 2019/20	Detection Rates 2019/20
GROUP 1: NON SEXUAL CRIMES OF VIOLENCE	388	442	9.07	78.3
Murder (excluding culpable homicide at common law)	-	2	0.04	100.0
Culpable homicide (at common law)	-	-	-	x
Culpable homicide (under statute including RTA, sec. 1)	3	5	0.10	100.0
Attempted murder	11	11	0.23	100.0
Serious assault	192	189	3.88	84.7
Robbery and assault with intent to rob	71	72	1.48	75.0
Domestic Abuse (of female)	-	50	1.03	74.0
Domestic Abuse (of male)	-	2	0.04	100.0
Domestic Abuse (Total)	-	52	1.07	75.0
Cruel & Unnatural treatment of children	51	61	1.25	86.9
Threats and extortion	31	21	0.43	47.6
Other group 1 crimes	29	29	0.60	41.4
GROUP 2: SEXUAL CRIMES	714	785	16.11	59.7
Rape	132	181	3.71	60.2
Assault w/i to rape or ravish	5	5	0.10	60.0
<i>Rape and attempted rape - Total</i>	137	186	3.82	60.2
Sexual assault (pre-SOSA 2009)*	13	15	0.31	80.0
Sexual assault (SOSA 2009)*	206	220	4.51	56.4
Lewd & libidinous practices*	65	95	1.95	71.6
<i>Indecent/Sexual Assault - Total</i>	284	330	6.77	61.8
<i>Prostitution related crime - Total*</i>	-	2	0.04	0.0
Taking, distribution, possession of indecent photos of children	27	35	0.72	97.1
Communicating indecently (SOSA 2009)*	63	42	0.86	59.5
Communications Act 2003 (sexual)	13	11	0.23	45.5
Sexual exposure (SOSA 2009)*	19	33	0.68	66.7
Public indecency (common law)	17	5	0.10	100.0
Other sexual crimes (SOSA 2009)*	106	98	2.01	41.8
Other sexual crimes (non-SOSA 2009)*	12	12	0.25	66.7
Threatening / Disclosure of intimate image*	36	31	0.64	41.9
Other Group 2 crimes	-	-	-	x
<i>Other Group 2 crimes - Total</i>	293	267	5.48	
GROUP 3: CRIMES OF DISHONESTY	7 188	6 912	141.83	32.2
Housebreaking (incl. attempts) - dwelling house	354	325	6.67	32.6
Housebreaking (incl. attempts) - non dwelling	260	227	4.66	14.1
Housebreaking (incl. attempts) - other premises	424	246	5.05	26.0
<i>Housebreaking (incl. Attempts) - Total</i>	1 038	798	16.37	25.3
Opening Lockfast Places - Motor Vehicle	183	177	3.63	23.2
Theft of a motor vehicle	347	368	7.55	36.4
Theft from a Motor Vehicle (Insecure etc.)	541	495	10.16	22.0
Attempt theft of motor vehicle	30	26	0.53	7.7
<i>Motor vehicle crime - Total</i>	1 101	1 066	21.87	26.8
Opening Lockfast Places - NOT Motor Vehicle	105	115	2.36	13.9
Common theft	1 865	2 012	41.28	19.6
Theft by shoplifting	2 120	1 783	36.58	53.9
Fraud	454	626	12.84	26.5
Other Group 3 Crimes	505	512	10.51	39.8
GROUP 4: FIRE-RAISING, MALICIOUS MISCHIEF etc.				25.7
	3 217	3 175	65.15	
Fireraising	182	177	3.63	23.2

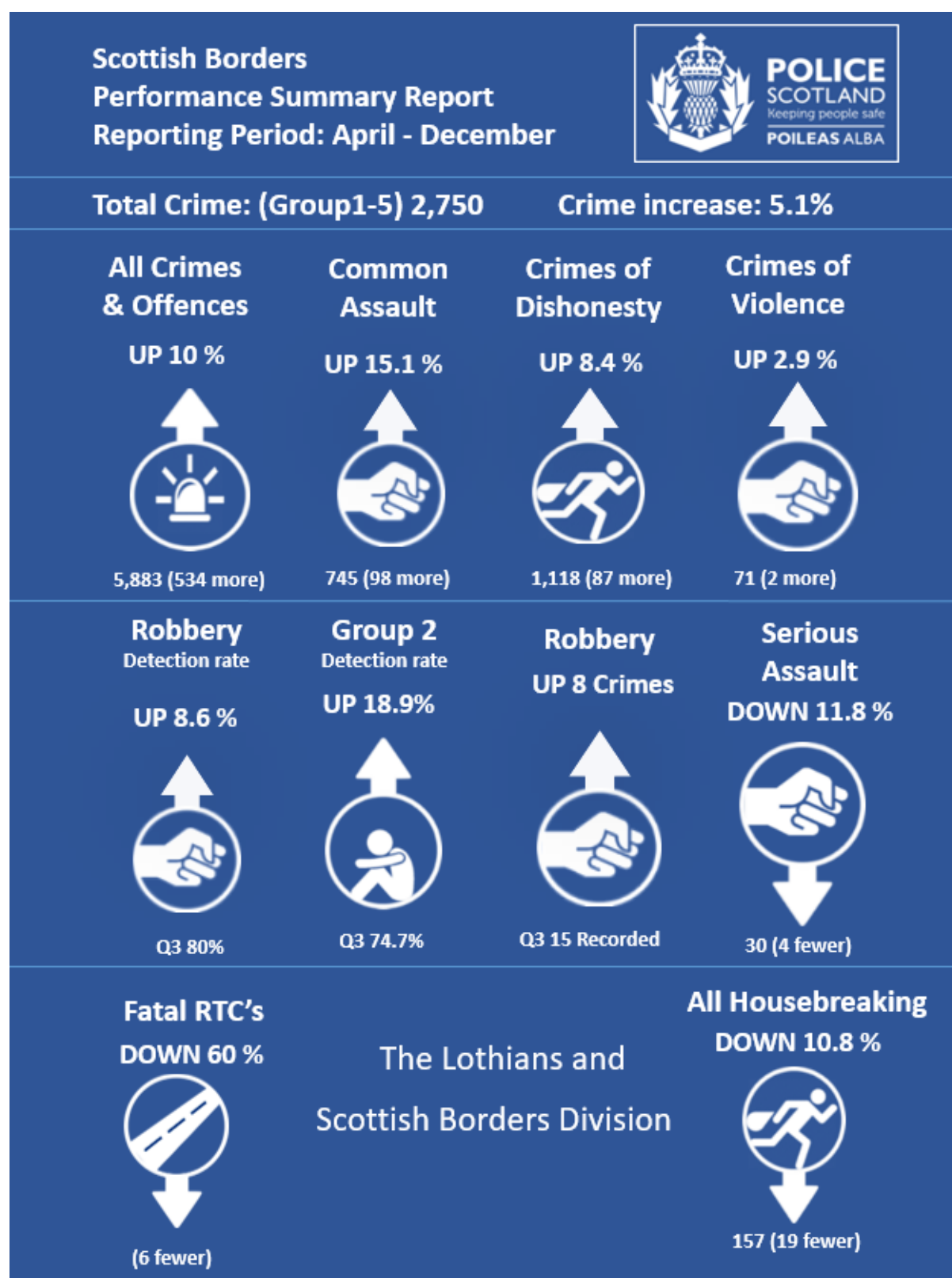
Vandalism (including malicious mischief)	2 910	2 847	58.42	24.7
Reckless conduct (with firearms)	3	3	0.06	100.0
Culpable and reckless conduct (not with firearms)	118	138	2.83	47.8
Other Group 4 Crimes	4	10	0.21	10.0
GROUP 5: OTHER (PRO-ACTIVITY) CRIMES	3 365	3 193	65.52	94.6
Carrying offensive weapons (incl. restriction)	120	114	2.34	96.5
Handling bladed/pointed instrument	109	119	2.44	95.0
Offensive weapon (used in other criminal activity)*	67	104	2.13	80.8
Bladed/pointed instrument (used in other criminal activity)*	57	52	1.07	76.9
<i>Total offensive/bladed weapons</i>	<i>353</i>	<i>389</i>	<i>7.98</i>	<i>89.2</i>
Production, manufacture or cultivation of drugs	67	45	0.92	100.0
Supply of drugs (incl. possession with intent)	249	163	3.34	101.8
Bringing drugs into prison	3	15	0.31	40.0
<i>Supply of drugs - Total</i>	<i>319</i>	<i>223</i>	<i>4.58</i>	<i>97.3</i>
Possession of drugs	1 586	1 512	31.02	94.3
Other drugs offences (incl. importation)	13	12	0.25	50.0
<i>Total drugs crimes</i>	<i>1 918</i>	<i>1 747</i>	<i>35.85</i>	<i>94.4</i>
Offences relating to serious and organised crime	-	4	0.08	100.0
Bail offences (other than absconding)	516	526	10.79	97.0
Other Group 5 crimes	578	527	10.81	97.0
GROUP 6: MISCELLANEOUS OFFENCES	7 100	7 334	150.48	74.5
Common Assault	3 009	3 052	62.62	63.5
Common Assault (of emergency workers)	277	302	6.20	100.0
<i>Common Assault - Total</i>	<i>3 286</i>	<i>3 354</i>	<i>68.82</i>	<i>66.8</i>
Breach of the Peace	98	90	1.85	97.8
Threatening & abusive behaviour	2 575	2 655	54.48	82.4
Stalking	79	59	1.21	94.9
<i>BOP, S38 & S39 Crim Just & Lic (S) Act 2010 - Total</i>	<i>2 752</i>	<i>2 804</i>	<i>57.53</i>	<i>83.2</i>
Racially aggravated harassment/conduct*	96	104	2.13	90.4
Drunk and incapable	46	33	0.68	97.0
Consume alcohol in designated place local bye-law	38	28	0.57	100.0
Other alcohol related offences*	26	37	0.76	100.0
<i>Drunkenness and other disorderly conduct (TOTAL)</i>	<i>110</i>	<i>98</i>	<i>2.01</i>	<i>99.0</i>
Wildlife offences*	18	28	0.57	28.6
Other Group 6 offences	838	946	19.41	73.4
GROUP 7: OFFENCES RELATING TO MOTOR VEHICLES	4 877	5 145	105.57	84.4
Dangerous driving offences	152	173	3.55	93.1
Drink, Drug driving offences incl. Failure to provide a specimen	389	414	8.49	95.7
Speeding offences	396	441	9.05	98.9
Driving while disqualified	94	91	1.87	101.1
Driving without a licence	367	366	7.51	99.5
Failure to insure against third party risks	945	968	19.86	100.5
Seat belt offences	91	117	2.40	86.3
Mobile phone offences	143	142	2.91	95.8
Driving Carelessly	392	416	8.54	93.5
Drivers neglect of traffic directions (NOT pedestrian crossings)	155	154	3.16	94.8
Using a motor vehicle without test certificate	556	530	10.87	99.6
Other Group 7 offences	1 197	1 333	27.35	46.7

Scottish Borders Recorded Crime Overview

Scottish Borders	2018/19 Q3	2019/20 Q3	Per 10,000 Q3 2019/20	Detection Rates 2019/20
GROUP 1: NON SEXUAL CRIMES OF VIOLENCE	69	71	6.20	74.6
Murder (excluding culpable homicide at common law)	-	1	0.09	100.0
Culpable homicide (at common law)	-	-	-	x
Culpable homicide (under statute including RTA, sec. 1)	-	2	0.17	100.0
Attempted murder	3	2	0.17	100.0
Serious assault	34	30	2.62	76.7
Robbery and assault with intent to rob	7	15	1.31	80.0
Domestic Abuse (of female)	-	12	1.05	66.7
Domestic Abuse (of male)	-	1	0.09	100.0
Domestic Abuse (Total)	-	13	1.14	69.2
Cruel & Unnatural treatment of children	14	4	0.35	75.0
Threats and extortion	9	1	0.09	100.0
Other group 1 crimes	2	3	0.26	0.0
GROUP 2: SEXUAL CRIMES	120	174	15.19	74.7
Rape	32	48	4.19	77.1
Assault w/i to rape or ravish	1	1	0.09	100.0
Rape and attempted rape - Total	33	49	4.28	77.6
Sexual assault (pre-SOSA 2009)*	2	1	0.09	400.0
Sexual assault (SOSA 2009)*	34	56	4.89	58.9
Lewd & libidinous practices*	8	18	1.57	105.6
Indecent/Sexual Assault - Total	44	75	6.55	74.7
Prostitution related crime - Total*	-	-	-	x
Taking, distribution, possession of indecent photos of children	7	10	0.87	100.0
Communicating indecently (SOSA 2009)*	10	5	0.44	140.0
Communications Act 2003 (sexual)	4	1	0.09	100.0
Sexual exposure (SOSA 2009)*	-	-	-	x
Public indecency (common law)	3	-	-	x
Other sexual crimes (SOSA 2009)*	12	22	1.92	54.5
Other sexual crimes (non-SOSA 2009)*	3	3	0.26	33.3
Threatening / Disclosure of intimate image*	4	9	0.79	55.6
Other Group 2 crimes	-	-	-	x
Other Group 2 crimes - Total	43	50	4.37	72.0
GROUP 3: CRIMES OF DISHONESTY	1 031	1 118	97.62	40.6
Housebreaking (incl. attempts) - dwelling house	59	87	7.60	40.2
Housebreaking (incl. attempts) - non dwelling	37	35	3.06	25.7
Housebreaking (incl. attempts) - other premises	80	35	3.06	31.4
Housebreaking (incl. Attempts) - Total	176	157	13.71	35.0
Opening Lockfast Places - Motor Vehicle	27	25	2.18	56.0
Theft of a motor vehicle	51	60	5.24	68.3
Theft from a Motor Vehicle (Insecure etc.)	55	35	3.06	14.3
Attempt theft of motor vehicle	6	2	0.17	0.0
Motor vehicle crime - Total	139	122	10.65	49.2
Opening Lockfast Places - NOT Motor Vehicle	15	17	1.48	35.3
Common theft	308	398	34.75	28.9
Theft by shoplifting	236	227	19.82	68.7
Fraud	90	118	10.30	30.5
Other Group 3 Crimes	67	79	6.90	32.9
GROUP 4: FIRE-RAISING, MALICIOUS MISCHIEF etc.	662	651	56.84	33.3
Fireraising	31	37	3.23	48.6

Vandalism (including malicious mischief)	618	584	50.99	31.5
Reckless conduct (with firearms)	-	1	0.09	100.0
Culpable and reckless conduct (not with firearms)	13	28	2.44	50.0
Other Group 4 Crimes	-	1	0.09	0.0
GROUP 5: OTHER (PRO-ACTIVITY) CRIMES	735	736	64.26	91.3
Carrying offensive weapons (incl. restriction)	18	33	2.88	100.0
Handling bladed/pointed instrument	26	29	2.53	82.8
Offensive weapon (used in other criminal activity)*	9	12	1.05	91.7
Bladed/pointed instrument (used in other criminal activity)*	5	10	0.87	80.0
Total offensive/bladed weapons	58	84	7.33	90.5
Production, manufacture or cultivation of drugs	6	7	0.61	114.3
Supply of drugs (incl. possession with intent)	70	37	3.23	67.6
Bringing drugs into prison	-	-	-	x
Supply of drugs - Total	76	44	3.84	75.0
Possession of drugs	363	354	30.91	89.5
Other drugs offences (incl. importation)	9	2	0.17	100.0
Total drugs crimes	448	400	34.93	88.0
Offences relating to serious and organised crime	-	-	-	x
Bail offences (other than absconding)	109	130	11.35	96.2
Other Group 5 crimes	120	122	10.65	97.5
GROUP 6: MISCELLANEOUS OFFENCES	1 513	1 789	156.20	79.9
Common Assault	577	661	57.71	67.5
Common Assault (of emergency workers)	70	84	7.33	98.8
Common Assault - Total	647	745	65.05	71.0
Breach of the Peace	46	25	2.18	88.0
Threatening & abusive behaviour	560	665	58.06	87.2
Stalking	22	13	1.14	115.4
BOP, S38 & S39 Crim Just & Lic (S) Act 2010 - Total	628	703	61.38	87.8
Racially aggravated harassment/conduct*	11	14	1.22	85.7
Drunk and incapable	16	20	1.75	95.0
Consume alcohol in designated place local bye-law	-	-	-	x
Other alcohol related offences*	4	6	0.52	100.0
Drunkenness and other disorderly conduct (TOTAL)	20	26	2.27	96.2
Wildlife offences*	10	13	1.14	38.5
Other Group 6 offences	197	288	25.15	83.7
GROUP 7: OFFENCES RELATING TO MOTOR VEHICLES	1 219	1 344	117.35	90.1
Dangerous driving offences	32	35	3.06	94.3
Drink, Drug driving offences incl. Failure to provide a specimen	65	89	7.77	98.9
Speeding offences	232	252	22.00	100.0
Driving while disqualified	12	14	1.22	100.0
Driving without a licence	82	94	8.21	100.0
Failure to insure against third party risks	203	199	17.38	101.0
Seat belt offences	21	23	2.01	91.3
Mobile phone offences	20	40	3.49	95.0
Driving Carelessly	126	157	13.71	93.6
Drivers neglect of traffic directions (NOT pedestrian crossings)	51	41	3.58	90.2
Using a motor vehicle without test certificate	151	165	14.41	99.4
Other Group 7 offences	224	235	20.52	51.9

Scottish Border Performance Summary



Executive Summary

Protecting People

Protecting People

Missing Persons



Executive Summary

Q3 2018/19	Q3 2019/20	Change	TYTD Per 10,000 population
552	500	-4.2	43.4

Repeat Locations – Q3 (YTD) 2019/20	
Location	Missing Person Incidents
BGH / Huntlyburn	50
East Brig	27
Scottish Borders Schools	44

The Lothians & Scottish Borders (J) Division and the communities of the Scottish Borders consider protecting people, particularly those consider vulnerable, as a policing priority. Within the remit of protecting people is the work and investigations carried out to trace people who are reported missing. To put the scale of this work into context;

- Police Scotland, on an annual basis undertake over 22,000 investigations into missing people.
- In the Lothians and Scottish Borders Division this equates to the following;

Year 2017 / 2018 – 3583 missing person investigations

Year 2018 / 2019 – 4234 missing person investigations

- In the Scottish Borders this equates to the following;

Year 2017 / 2018 – 582 missing person investigations

Year 2018 / 2019 – 707 missing person investigations


Missing Person enquiries continue to be one of our most resource intensive incidents. As an average for 2019/2020 year to date (YTD), 1.8 missing person incidents were reported to police in the Scottish Borders daily.

Recognising the vulnerability associated with missing people, particularly those that are young or suffering from mental health challenges, Police Scotland has adopted a rigorous investigation structure and management approach to missing person incidents. The grading for these people change between low, medium and high, however the risk is continually assessed and people can often go from low to high with just the slightest piece of intelligence. If there is a high risk missing person in a neighbouring local area command, we will at times have to support the resource deployment for that investigation.



	Q3 2018/19	Q3 2019/20	% Change
Number of Domestic Abuse Incidents	746	863	15.7%
Total Crimes and offences in domestic abuse incidents	303	457	50.8%
Percentage of Domestic Incidents that result in a crime	35.5%	40.9%	5.4%
Total crimes and offences detection rate	69.6%	71.6%	2.0%
Total Detections for Domestic Bail Offences	16	29	81.3%


- ‘Domestic Abuse Matters (Scotland)’ training is still ongoing, the majority of Scottish Borders officers have had the training.
- Proactive bail checks continue to be robustly enforced. There have been 29 detections for bail offences YTD. A rise of 81.3% when compared to the same period in 2018/19.


Protecting People	Executive Summary																								
<div>Racially Aggravated Conduct</div> <div></div>	<div>Scottish Borders</div> <table><tr><th></th><th>2018/19 Q3</th><th>2019/20 Q3</th><th>Per 10,000 Q3</th></tr><tr><td>Racially Aggravated Conduct</td><td>11</td><td>14</td><td>1.2</td></tr></table> <p>Please note that Racially Aggravated Conduct only includes;</p> <ul style="list-style-type: none">• CRIM LAW CONSOLIDATION 1995 S50A(1)(B)&(5)CAUSE DISTRESS & ALARM• RACIALLY AGGRAVATED HARASSMENT (CRIMINAL LAW (CONSOLIDATION) (S) ACT 1995 S50A(1)(A)) RACIST <p>There has been a 27% increase in Racially Aggravated Conduct when comparing reporting periods, which is 4 more crimes.</p> <div>Scottish Borders</div> <table><tr><th></th><th>2018/19 Q3</th><th>2019/20 Q3</th><th>Per 10,000 Q3</th></tr><tr><td>Hate Incidents</td><td>60</td><td>72</td><td>6.3</td></tr><tr><td>Hate Crimes</td><td>39</td><td>50</td><td>4.3</td></tr><tr><td>Hate Crime Detection Rate</td><td>74.4%</td><td>76%</td><td></td></tr></table> <p>Official Hate Crime statistics include all crime types which have a hate crime aggravator added to the crime. The aggravators are as follows:</p> <ul style="list-style-type: none">• Disability, Race, Religion or belief, Sexual Orientation, Transgender Identity <p>A hate crime is “any crime which is perceived by the victim or any other person to be motivated (wholly or partly) by malice and ill-will towards a social group”.</p> <ul style="list-style-type: none">• There has been a 28% increase in Hate Crime this year compared to last year.• The detection rate for Hate Crime this year to date is 76% a rise of 1.6% when comparing to last year. <p>For further information on Hate Crime you can visit the Police Scotland website via the following link:</p> <p>https://www.scotland.police.uk/whats-happening/campaigns/2019/hate-crime-2019/</p>		2018/19 Q3	2019/20 Q3	Per 10,000 Q3	Racially Aggravated Conduct	11	14	1.2		2018/19 Q3	2019/20 Q3	Per 10,000 Q3	Hate Incidents	60	72	6.3	Hate Crimes	39	50	4.3	Hate Crime Detection Rate	74.4%	76%	
	2018/19 Q3	2019/20 Q3	Per 10,000 Q3																						
Racially Aggravated Conduct	11	14	1.2																						
	2018/19 Q3	2019/20 Q3	Per 10,000 Q3																						
Hate Incidents	60	72	6.3																						
Hate Crimes	39	50	4.3																						
Hate Crime Detection Rate	74.4%	76%																							


It is known that some victims and witnesses of Hate Crime do not feel comfortable reporting the matter directly to police. To minimise underreporting, Police Scotland work in partnership with a variety of agencies who perform the role of Third Party Reporting Centres. These partners have been trained to assist people in submitting a report to the police, or they can make a report on their behalf. We will continue to raise awareness of hate crime and Third Party Reporting Centres through social media and national initiatives such as Keep Safe.


There are over 400 third party reporting sites across Scotland.


Scottish Borders Third Party Reporting Contacts		
Coldstream Contact Centre	High Street, Coldstream, TD12 4AE	0300 100 1800
Duns Contact Centre	49 Newton Street, Duns, TD11 3DT	
Eyemouth Contact Centre	Old High School Building, Coldingham Road, Eyemouth TD14 5BY	0300 100 1800
Farne Salmon & Trout	Station Road, Duns, Berwickshire, TD11 3HS	01361 883588
Galashiels Contact Centre	Paton Street, Galashiels, TD1 3AS	0300 100 1800
Hawick Contact Centre	High Street, Hawick, TD9 9EF	0300 100 1800
Jedburgh Contact Centre	Catlegate, Jedburgh TD8 6AS	0300 100 1800
Newtown St Boswells Contact Centre	Council Headquarters, Bowden Road, Newtown St Boswells, TD6 0SA	0300 100 1800
Selkirk Contact Centre	High Street, Selkirk, TD7 4JX	0300 100 1800
Social Enterprise Chamber	1 Orchard Park, St Boswells, TD6 0DA	01835 582 2099
Innerleithen Contact Centre	Buccleuch Street,, Innerleithen, EH44 6LA	0300 100 1800
Kelso Contact Centre	Library, Bowmont Street, Kelso TD57JH	0300 100 1800
Peebles Contact Centre	High Street, Peebles, EH45 8AF	0300 100 1800
Victim Support	72 High Street, Galashiels TD1 1SQ	01896 751212
Borders College Student Services	Netherdale, Galashiels, TD1 3HJ	01897 662506
Tweedside Caravan Park	Montgomery St, Innerleithen, Scottish Borders EH44 6JS	01896 831 271


Protecting People	Executive Summary			
Sexual Crimes (Group 2) 	Q3 2018/19	Q3 2019/20	Change	TYTD Per 10,000 population
	120	174	45%	15.19
<p>Tackling criminality that poses the greatest threat and risk is, and will always be, a priority for officers in the Scottish Borders. Rape and Sexual Crime is an area of focus in terms of providing confidence to report, undertaking professional investigations, providing victim support, pursuing perpetrators and managing offenders.</p> <p>A year to date comparison between last year and this year for Sexual Crime in the Scottish Borders shows the following;</p> <ul style="list-style-type: none"> • 45% increase in Sexual Crime (Group 2). • Group 2 Detection rate is 74.7% which is an increase of 18.9% when comparing to same period last year. • Reports of Rape are up by 16. A number of these are no recent crimes indicating an increased confidence in reporting crimes of this nature to the police. • Rape detection rate year to date for 2019/2020 is 77.1%. • Reports of Indecent/Sexual Assault have increased by 70% which is an actual increase of 29 crimes when comparing to last year to date. Work is ongoing to scrutinise these crimes to establish if there is any identifiable pattern or trend. <p>The investigation of sexual crime, alongside the management of offenders and support of victims is achieved through close partnership working. The support offered to victims of Sexual Crime by partner agencies is essential and we continue to refer victims to these agencies.</p>				


Reducing Violence	Executive Summary					
Crimes of Violence (Group 1) 	Crime Type	Q3 2018/19	Q3 2019/20	Change	TYTD Per 10,000 population	Q3 2019/20 Detection Rate
	Group 1	69	71	2.9%	6.2	74.6%
	Serious Assault	34	30	-11.8%	2.62	76.7%
	Robbery	7	15	114.3%	2.62	80%
	Common Assault*	647	745	15.1%	65.05	71%
	<p><i>* Common Assaults are not a Group 1 crime however can be considered an act of violence and as such are included here</i></p> <p>Reducing violence is a policing priority for the Scottish Borders local authority area and the wider Lothian & Scottish Borders (J) Division of Police Scotland. We all recognise the impact violence has in our communities and the desire from these communities that we collectively work to make a difference.</p> <p>As previously detailed in Q1 of 2019 brought the introduction Section 1 of the Domestic Abuse Scotland Act (DASA) which is recorded as a group 1 crime. An increase in reported Group 1 crime was to be expected in 2019. DASA crimes account for 18% of all Group 1 crimes year to date, this equates to 13 crimes.</p> <p>Within the data supplied in this report the following points are worthy of note:</p> <ul style="list-style-type: none"> • There has been a 2.9% increase in violent crime in the Scottish Borders. • When DASA crimes are discounted there has been a 16% decrease in Group 1 crimes year to date. • There has been an 11.8% decrease in serious assaults in the Scottish Borders. • There has been a slight increase in the detection rate for serious assaults which is now 76.7%. <p>Our weekend violence patrols continue to target violence and disorder at peak times in our town centres. In particular during Q3 our Response Teams, Community Policing Teams and CAT have worked together to deliver initiatives in Peebles, Galashiels and Hawick. These initiatives saw the deployment of drugs dogs and consensual search policies in and around our busiest licensed premises.</p>					

Reducing Antisocial Behaviour	Executive Summary			
				

Tackling Substance Misuse	Executive Summary								
<div>Drug Supply, Production & Cultivation</div> <div></div>	<table><tr><th>Q3 2018/19</th><th>Q3 2019/20</th><th>Change</th></tr><tr><td>76</td><td>44</td><td>-42.1%</td></tr></table>			Q3 2018/19	Q3 2019/20	Change	76	44	-42.1%
	Q3 2018/19	Q3 2019/20	Change						
	76	44	-42.1%						
	<p>When comparing last year to date with this year to date for detections of drugs supply, production and cultivation there has been a reduction of 42.1%.</p>								
	<p>Tackling substance misuse remains a priority and local policing teams continue to respond to intelligence in relation to drug misuse as is evident with the recent intelligence led operation led by the CAT team which resulted in a male being charged with being concerned in the supply of class a drugs after being found in possession of £80,000 of heroin.</p>								
<p>To ensure Police Scotland remain focused on Tackling Substance Misuse the following activity takes place;</p> <ul style="list-style-type: none">• Borders Community Action Team (CAT) continue to play a proactive role in Tackling Substance Misuse. In Q3 CAT 2 have searched 12 premises under misuse of drugs act.• Scottish Borders response and Community officers are supplied an electronic briefing at the beginning of every shift. This ensures that they are fully up to date with the intelligence picture in their area.• The Scottish Borders Community Policing Team continue to host mobile drop in/ surgeries in a continued effort to increase community engagement.									

Road Safety	Executive Summary			
Road Casualties				
		Q3 2018/19	Q3 2019/20	Change
	Fatal	10	4	-60%
	Serious	58	53	-8.6%
	Slight	125	85	-32%
</				

Protecting People	Executive Summary											
<div>Dishonesty (group 3)</div> <div></div>	<table><tr><th>Q3 2018/19</th><th>Q3 2019/20</th><th>Change</th><th>TYTD Per 10,000 population</th></tr><tr><td>1,031</td><td>1,118</td><td>8.4%</td><td>97.62</td></tr></table>				Q3 2018/19	Q3 2019/20	Change	TYTD Per 10,000 population	1,031	1,118	8.4%	97.62
	Q3 2018/19	Q3 2019/20	Change	TYTD Per 10,000 population								
	1,031	1,118	8.4%	97.62								
	<p>Given the wide range of ‘acquisitive crimes’ this priority is covered in 2 sections within this report;</p>											
	<p>Dishonesty (which is covered in this section)</p>											
	<p>Housebreaking (which is covered on page 22)</p>											
	<p>YTD 2019/2020 Group 3 crimes has increased by 87 (8.4%) when compared to last year’s reporting period. (This overall figure incorporates housebreaking crimes).</p>											
	<p>Further breakdown of the data provided in the table above yields the following;</p>											
	<ul style="list-style-type: none">- The highest increase within acquisitive crime is thefts which has risen from 308 crimes to 398 when compared with the same period last year.- Fraud has seen an increase of 31% although this is an increase it is an improving situation as we were showing an increase of 103.8% in Q1.- At the end of Q3 the Group 3 detection rate was 40.6% which is an improvement on 39.2% at the end of Q2.											
	<p>In response to the rise in acquisitive crime in the Scottish Borders has implemented Operation Talonstrike. The operation will</p>											
<ul style="list-style-type: none">• Increase policing activity, visibility and proactivity at key times in hotspot or problem areas.• Work with partners such as NFU and Forestry Commission and Contractors to reduce rural crime.• Increase our high visibility anti-shoplifting patrols.• Continue to roll no Cold Calling Zones and Nominated Neighbour.• Meetings have been held with Northumbria and Cumbria Constabulary to share information regarding cross borders criminals. Although at early stages it is clear that this positive engagement is going to be beneficial to all areas.												

Reducing Housebreaking	Executive Summary					
Housebreaking 	Crime Type	Q3 2018/19	Q3 2019/20	Change	TYTD Per 10,000 population	Q3 2019/20 Detection Rate
	Dwelling HB	59	87	47.5%	7.60	40.2%
	Non Dwelling (Sheds, garages) HB	37	35	-5.4%	3.06	25.7%
	Other (Business) HB	80	35	-56.3%	3.06	31.4%
	All HB	176	157	-10.8%	13.71	35.0%
	<p>*All Crime Types include attempts</p> <p>Given the wide range of ‘acquisitive crimes’ this priority is covered in 2 sections within this report;</p> <p>Housebreaking (which is covered in this section) Dishonesty (which is covered on page 21).</p> <p>YTD 2019/2020 all housebreaking (including attempts) crimes decreased by 10.8% when compared to last year’s reporting period.</p> <p>Further breakdown of the data provided in the table above yields the following;</p> <ul style="list-style-type: none"> - There were 28 more reports of dwelling housebreaking in the Scottish Borders for the comparable period last year, a rise of 47.5%. - There were 45 fewer business housebreakings for the comparable period. - Detection rate for Housebreakings to dwellings is 40.2% an increase of 1.7% from Q2. - Overall Housebreaking detection rate is 35% an increase of 3.1% from Q2. <p>Of note during Q3 there have been a number of arrests in relation to travelling criminals who had committed offences in our area. Work continues to ensure members of the public are reporting incidents of suspicious activity to Police.</p>					

Scottish Borders Council have not published the CAT Quarter 3, as such it cannot be published in this document.

A verbal update on CAT activity will be provided at the meeting.